



AUTO CHECK

سەنتەرى Auto Check بۇ پىشكىنى ھەممو جۆرە ئۆتۈمبىلىك

Auto Check Center For Checking all Type Of Car

مرکز Auto Check لفحص انواع السيارات

Full Name Of Visitor

J R S

Contact Number

7712322553

Vehicle Model

2023

Vehicle Number

47604

Vehicle Type

ھایس

Last 6 Digits of VIN

019987

Invoice Number

17

Date

2025-07-03

Inspection Type

ALL

Payment Amount

50,000

Wasta

سىروان

Notes

بەردى گزۈزى تىدايە
بەينى گىر و مەكىنەى كرايتەوہ

*
*
*
*
*
*
*
*
*
*
*
*
*
*

We value your trust in us.

تېبىنى :

پىشكىنە كانمان گەرەنتى ۲۴ كاتژمېرى لە گەلە

پلاستىك بە شەرت نىە

سىستەمە كەمان فەخسى برانەوہى لە گەل نىە

ئىمە دواى پىشكىن بەرپرس نىن لە { تەبەى گىر + دووكل و بووخارى مەكىنە }

يۆيىستە كراىار خۆى تراى سەيارە كە بكا بۇ دىنبايون لە گىرى ئۆتۈمبىلە كەى



10/2023-05/2025 Toyota Vehicle Diagnostic Report

Vehicle Information

10/2023-05/2025/Toyota/Hiace/Ventury/7GR-FKS
VIN: JTGKN9CP0P6019987

Odometer Reading: 36526 km
License Plate: --

Customer Information

Name: --
















Tel: --

Device information

Scanner: MaxiSys MS909&EV
Version: V6.80

Serial Number: VA9GN3C01100
Repair Order Number:
VA9GN3C0110020250703140209697

System Scanned(15)

System	Status/DTC
Engine	 0
Transmission	 0
SRS airbag	 0
Combination meter	 0
Brake	 0
Tire pressure monitor	 0
Main body	 0
Driver door motor	 0
Passenger door motor	 0
Right rear door	 0
Air conditioner	 0
Radar cruise 1	 0
Master switch	 0
Steering angle sensor (SAS)	 0
Central gateway	 0



DTC (0)

Technician Notes

WORKSHOP

VEHICLE INFO

PLATE NR.	:	DATE	:	7/3/2025
CUSTOMER	:	TIME	:	2:10:01 PM
BRAND	:			
MY	:			
VEHICLE	:			

MEASURING RESULTS

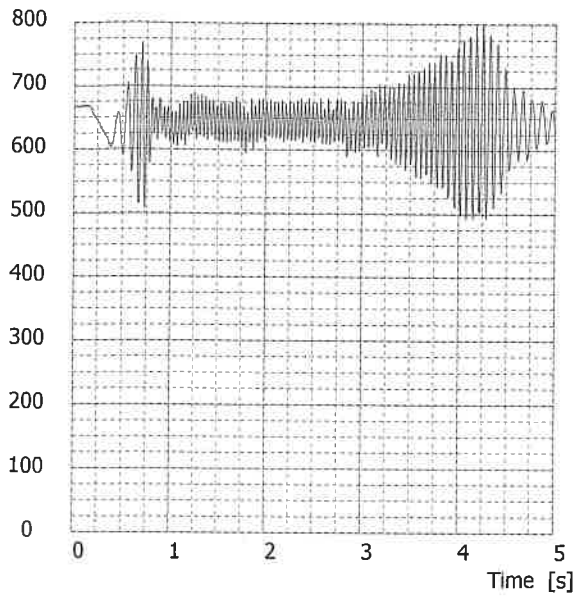
SIDE SLIP FRONT	[m/km]	1.18			PASS
SUSPENSION FRONT LEFT	[%]	74	FRONT LEFT AXLE WEIGHT[kg]	19	PASS
SUSPENSION FRONT RIGHT	[%]	81	FRONT RIGHT AXLE WEIGH[kg]	65	PASS
BRAKE FRONT LEFT FORCE	[dN]	223	BRAKE FRONT LEFT EFFIC. [%]	1149	
BRAKE FRONT RIGHT FORCE	[dN]	207	BRAKE FRONT RIGHT EFFIC. [%]	312	
BRAKE FRONT IMBALANCE	[%]	7			PASS
SIDE SLIP REAR	[m/km]	0.59			PASS
SUSPENSION REAR LEFT	[%]	63	REAR LEFT AXLE WEIGHT [kg]	489	PASS
SUSPENSION REAR RIGHT	[%]	74	REAR RIGHT AXLE WEIGHT[kg]	515	PASS
BRAKE REAR LEFT FORCE	[dN]	114	BRAKE REAR LEFT EFFIC. [%]	23	
BRAKE REAR RIGHT FORCE	[dN]	130	BRAKE REAR RIGHT EFFIC. [%]	25	
BRAKE REAR IMBALANCE	[%]	12			PASS
HAND BRAKE LEFT FORCE	[dN]	167	HAND BRAKE LEFT EFFIC. [%]	33	
HAND BRAKE RIGHT FORCE	[dN]	106	HAND BRAKE RIGHT EFFIC. [%]	20	
HAND BRAKE IMBALANCE	[%]	36			FAIL
ENGINE POWER	[HP]				
ENGINE POWER	[KW]				
POWER AT WHEELS	[kW]				
ENGINE TORQUE	[NM]				
TORQUE AT WHEELS	[NM]				
VSS AT MAX. TORQUE	[km/h]				
VSS AT MAX. POWER	[km/h]				

NOTES

SUSPENSION TEST RESULTS

front-left

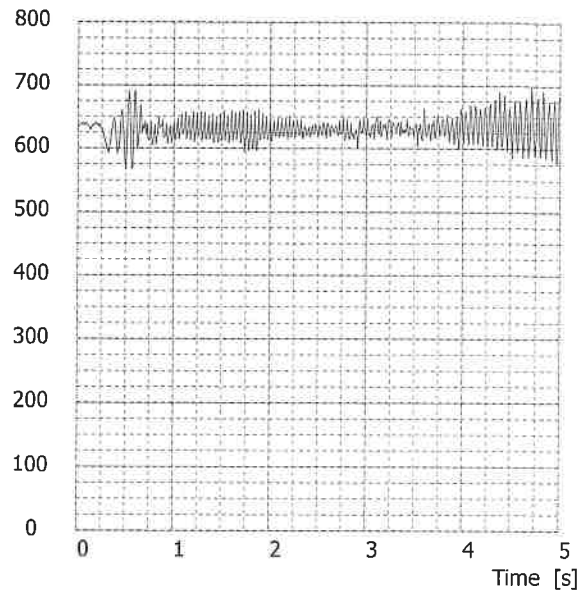
Axle weight [Kg]



HOLD [%] : 74
STATUS : very good

front-right

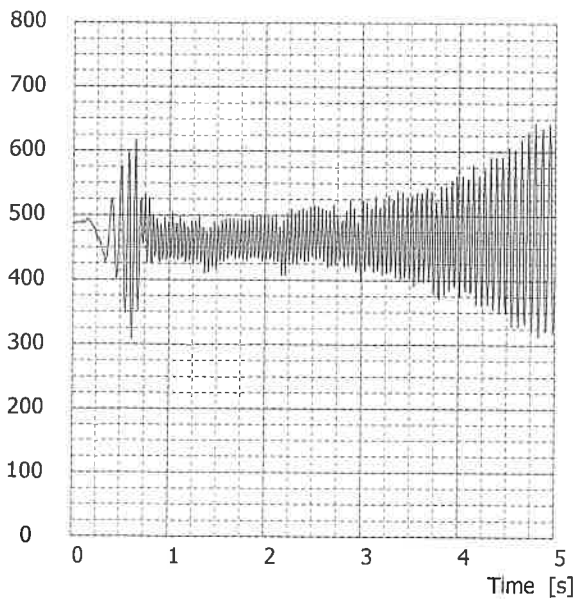
Axle weight [Kg]



HOLD [%] : 81
STATUS : Perfect

rear-left

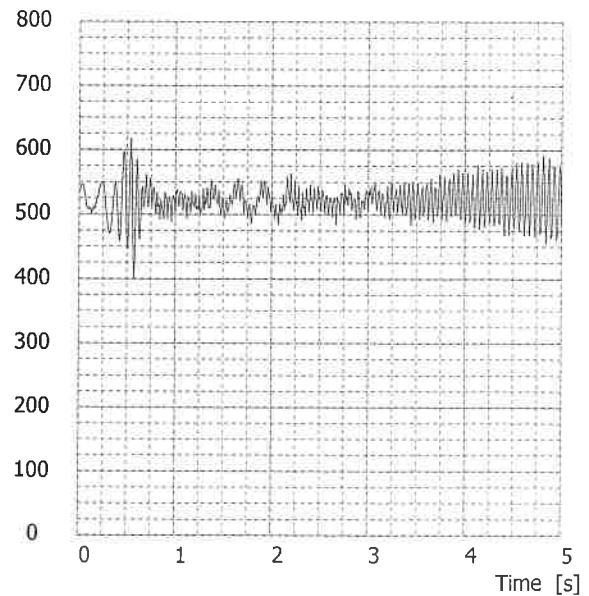
Axle weight [Kg]



HOLD [%] : 63
STATUS : Very good

rear-right

Axle weight [Kg]



HOLD [%] : 74
STATUS : Very good

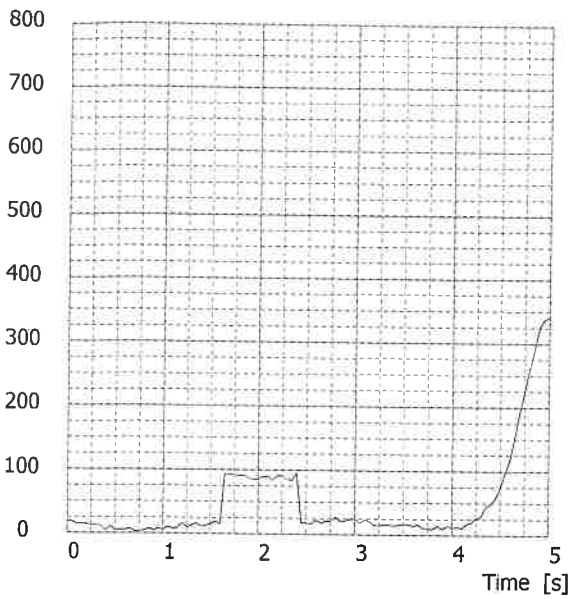
Evaluation 0-----10-----20-----30-----40-----50-----60-----70-----80-----90-----100
<- defect -> <-check -> <-- good --> <-very good> < perfect >

BRAKE TEST RESULTS

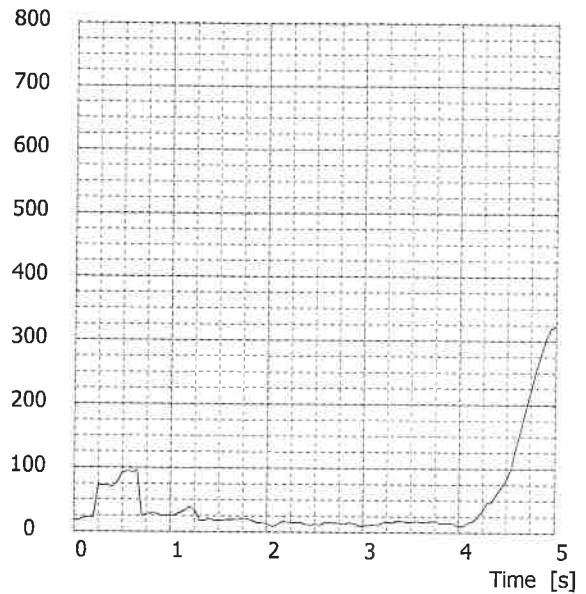
front-left

front-right

Braking force [daN]



Braking force [daN]

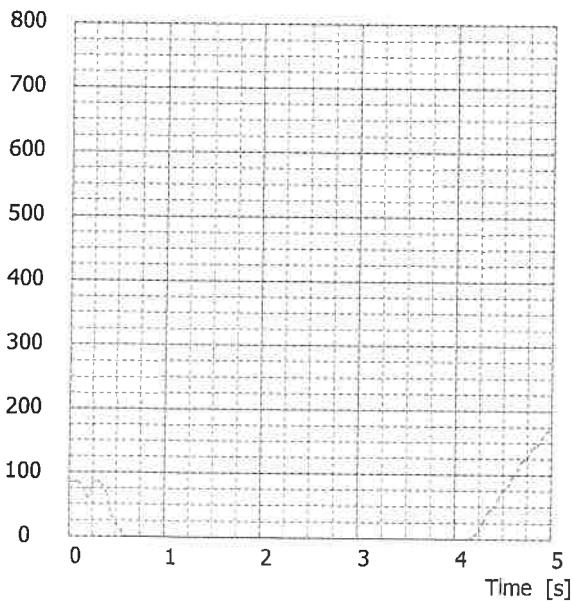


Front left wheel max. braking force [daN] : 223
 Front right wheel max. braking force [daN] : 207
 Imbalance [%] : 7

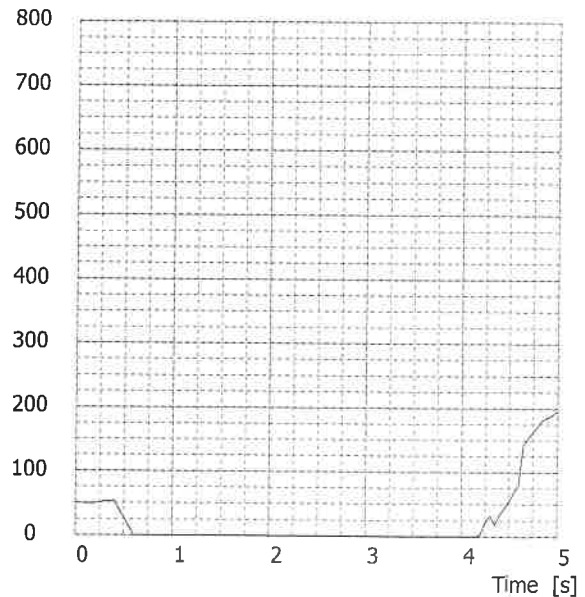
rear-left

rear-right

Braking force [daN]



Braking force [daN]



Rear left wheel max. braking force [daN] : 114
 Rear right wheel max. braking force [daN] : 130
 imbalance [%] : 12

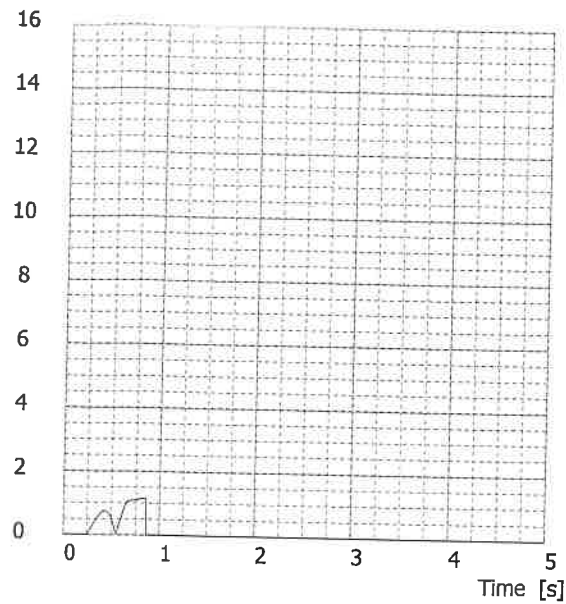
Hand Brake left max. braking force [daN] : 167
 Hand Brake right max. braking force [daN] : 106
 imbalance [%] : 36

Evaluation 0-----10-----20-----30-----40-----50-----60-----70-----80-----90-----100
 <----- pass -----> <----- fail ----->

SIDE SLIP TEST RESULTS

front-left

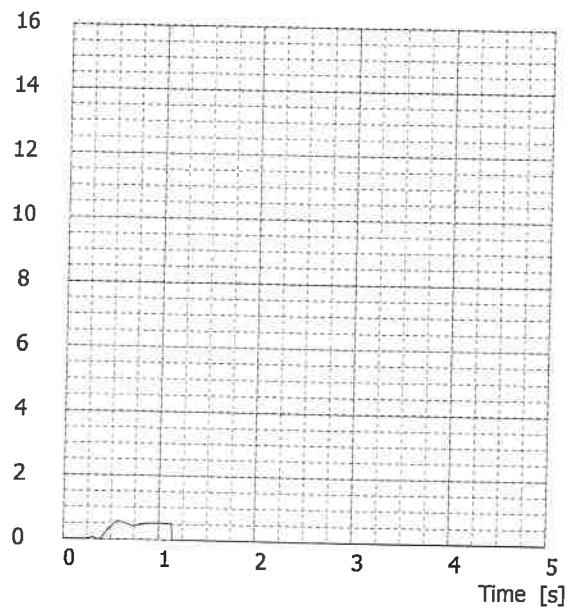
Side slip [m/km]



Side slip [m/km] : 1.18
slip direction : Right
speed [km/h] : 2.14
Status : Pass

rear-left

Side slip [m/km]



Side slip [m/km] : 0.59
slip direction : Left
Speed [km/h] : 1.61
Status : pass

Evaluation 0-----1-----2-----3-----4-----5-----6-----7-----8-----9-----10-----11--
< very good> <- good -> <-critic.-> <----- bad ----->